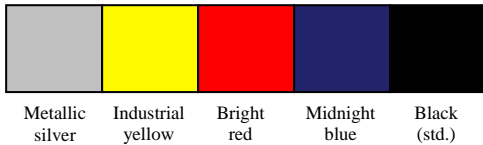


H&H TL Series Car Hauler



Model	Description	MSRP
TL16	8.5x16 TL16 Tandem Light Weight Open Pit Diamond Plate/Sloped Dove	\$2,845.00
TL18	8.5x18 TL18 Tandem Light Weight Open Pit Diamond Plate/Sloped Dove	\$2,970.00

Available Colors



**Spare Wheel
& Tire \$88**

Standard Features

- Light weight open pit floor with diamond plate runners & sloped dovetail.
- 2⁵/₁₆" A-Frame Posi-Lock coupler.
- 5000lb rigid jack in set-back position – for tailgate clearance!
- PVC sleeved multi-strand copper core wiring with 7-prong trailer plug.
- ST205-15C rated tires with 6-bolt white wheels.
- Tandem 3500lb axles with one electric brake axle – 7000lb GVWR.
- Removable standard fenders.
- 5' long 2" channel steel car ramps.
- 4 corner tie-downs.
- **10-year limited warranty on frame, tongue, and crossmembers.**

Braking System Upgrade Package MSRP \$253

Includes 2nd Electric Brake Axle and Break-away Safety Kit with battery.



H&H Heavy Duty Flatbed Trailer



**North America's
Premier Flatbed**



What's in an H&H Heavy Duty Flatbed Trailer?

- **#1 grade treated 2x10 wood flooring with a Supplier's lifetime limited warranty against rot. ***Industry Exclusive!*****
- Floor pressed into place to eliminate gaps and mounted with 1/4" type F trailer decking screws.
- Front and rear end caps bolted into place to eliminate board cupping.
- **Full structural channel steel tongue, frame, and crossmembers featuring fully conjoined welds – Industry Exclusive 10-year limited warranty!!!**
- 6.7lb/ft channel steel frame – strongest standard frame in the industry!
- Full wrap tongue extended to front suspension mount. Nothing stronger!
- Critical tongue areas are braced and gussets are welded into place.
- PR4B series steel leaf spring suspension mounted to equalized JIG fitted suspension system.
- 5,000lb set-back jack for more clearance – open your tailgate without unhooking the trailer!
- 2⁵/₁₆" 14,000lb rated Posi-Lock coupler standard.
- Dual extra long safety chains with 'S' hooks.
- 7,000lb GVWR is standard with one electric brake axle.
- Custom built 10" wide tandem fenders with structural Y braces inside. Strong enough to walk on!
- Rock guard on fenders fronts helps against chipping.
- 10 extra thick-formed stake pockets are standard on a 16' trailer. The longer the trailer, the more pockets!
- Low profile headache rack with four supports on front of the deck.
- 5' long ramps with lockable carrier standard!
- Full width ramp hook bar on rear of deck.
- Full lighting includes combination stop, turn, and taillights.
- Automotive grade undercoating on frame, crossmembers, and inner fenders.
- The industry's toughest design standards.

**Heavier GVWR available!
Options on pages 14 – 18**

Pick your base model!

Model	Deck Width	Deck Length	MSRP
8.5x12	82"	12 feet	\$2,571.00
8.5x14	82"	14 feet	\$2,696.00
8.5x16	82"	16 feet	\$2,821.00
8.5x18	82"	18 feet	\$2,940.00
8.5x20	82"	20 feet	\$3,249.00
8.5x22	82"	22 feet	\$3,440.00
8.5x24	82"	24 feet	\$3,624.00

10-year frame warranty!



**\$208 all steel dovetail option!
Adds 2 feet to overall length!**

Prices and specifications can and WILL change without notice.

H&H SpeedLoader[®] MX Tandem Tiltbed



The trailer that **EVERYONE** wants!



WARNING: H&H DOES NOT RECOMMEND TILTING THE SPEEDLOADER[®] BED WHEN THE TRAILER IS NOT COUPLED TO THE TOW VEHICLE.



WARNING: H&H DOES NOT RECOMMEND TILTING THE SPEEDLOADER[®] BED WHEN THE TRAILER IS NOT COUPLED TO THE TOW VEHICLE.

Patented design includes tilting tongue and a smooth top design with a taper cut UNDER the deck for a low approach angle. Don't be misled. No one makes a trailer like this anywhere in America, and no one offers all these features at ANY price!

Protected by U.S. Patent No. 6,589,005 B1

How it works:

Powerful hydraulic ram jack is operated by hand to tilt the bed up.
 (Much faster than handling ramps)
 Slowly release pressure valve on the jack to lower the bed down at the rate YOU CHOOSE.

Don't be fooled!

If you see a trailer like this that's not an H&H, call us!

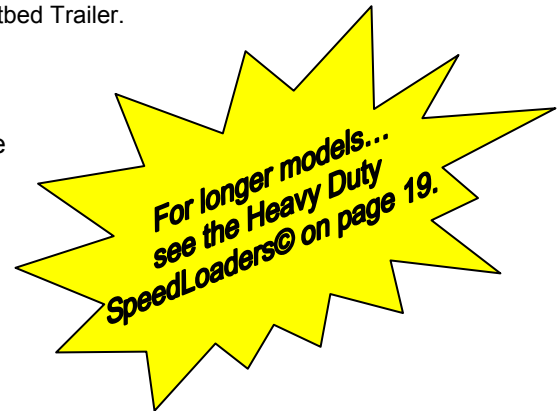
Standard Features

- 7,000lb GVWR is standard with ST205-15 C rated tires on 6-bolt white wheels with 1 electric brake axle.
- **Full structural channel steel tongue, frame, and crossmembers – 10-year limited warranty!**
- **Top grade treated 2x10 wood flooring with a Supplier's lifetime limited warranty against rot.**
- At least 10 standard heavy gauge stake pockets are fitted to each trailer. The longer the trailer, the more pockets you get!
- 7,000lb rated dropleg jack for more clearance and low 8.5" standard fender height are included.
- LED lighting.
- Same great engineering and standard features that we put into our Heavy Duty Flatbed Trailer.
- For complete standard features, see page 10.

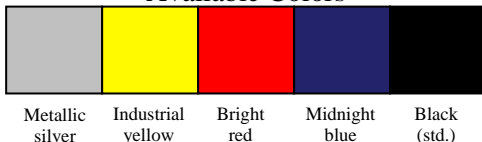
Pick your base model!

The SpeedLoader[®] MX Manual Tandem Tiltbed comes in 4 lengths and can be made with any GVWR package available for the Heavy Duty Flatbed Trailer.

Model	Description	MSRP
8.5x18	SpeedLoader [®] MX Manual Tilt Trailer	\$3,065.00
8.5x20	SpeedLoader [®] MX Manual Tilt Trailer	\$3,374.00
8.5x22	SpeedLoader [®] MX Manual Tilt Trailer	\$3,559.00
8.5x24	SpeedLoader [®] MX Manual Tilt Trailer	\$3,749.00



Available Colors



Options on pages 14 - 18!

Prices and specifications can and WILL change without notice.

H&H SpeedLoader[®] EX Tandem Tiltbed

Load a car with just ONE finger! Push button tiltbed in a rock solid design.



Features

Same chassis design and materials as our Heavy Duty Flatbed Trailer and SpeedLoader[®] MX Manual Tilt Trailer! Complete power pack pre-wired with long lasting deep cycle battery system and recharge feature built in. Extremely powerful hydraulic unit with all lines and cylinder system pre-engineered. Power up and power down!

SpeedLoader EX



the worlds fastest loading trailer...

To tilt trailer:

Press the up button to raise the front of the deck and drop the tail on the ground!
Press the down button to lower the front of the deck down and go!

It really is that simple!

Protected by U.S. Patent No. 6,589,005 B1

Standard Features

- 7000lb GVWR with 1 electric brake axle and 1 idler axle.
- ST205-15 C rated tires on 6-bolt white wheels.
- **#1 grade treated 2x10 wood flooring with a Supplier's lifetime limited warranty against rot.**
- 7,000lb rated dropleg jack set back in tongue for more clearance with 2⁵/₁₆" coupler.
- LED lighting and safety chains with tandem steel braced fenders.
- **Same high strength structure as Heavy Duty Flatbeds and SpeedLoader MX. 10-Year limited warranty on frame, tongue, and crossmembers!**
- For more features, please see the 'Standard Features' section for our Heavy Duty Flatbed Trailer on page 10.

Model	Description	MSRP
8.5x18.....	SpeedLoader [®] EX Electric Tilt Trailer	\$4,296.00
8.5x20.....	SpeedLoader [®] EX Electric Tilt Trailer	\$4,606.00
8.5x22.....	SpeedLoader [®] EX Electric Tilt Trailer	\$4,790.00
8.5x24.....	SpeedLoader [®] EX Electric Tilt Trailer	\$4,981.00



Gooseneck hitch model available! ONLY \$1,345.00 MORE!

For longer models... See the Heavy Duty SpeedLoaders[®] on page 19.

Options on pages 14 - 18!

Take the EX Challenge!

You'll own one if you see one work!

Prices and specifications can and WILL change without notice.

H&H Heavy Duty SpeedLoader[®]

All the popular features of our best selling SpeedLoaders[®] in longer lengths with heavier suspensions!



Standard Features

- 8" high tensile strength channel steel frame – fully gusseted for strength!
- 6" Channel steel tongue on bumper pull models.
- 8" Channel steel dropdown neck with custom built bi-fold neck gussets on Gooseneck models.
- 12,000lb GVWR with ST235/80R16 tires on 8-bolt wheels – rated at 3500lb each!
- **Treated 2x8 wood floor with a Supplier's lifetime limited warranty against rot!**
- Extra thick $\frac{3}{16}$ " formed stake pockets – the heaviest in the industry!
- **10-year limited warranty on frame, tongue, and cross members!**

Available Colors



Metallic silver Industrial yellow Bright red Midnight blue Black (std.)

Protected by U.S. Patent No. 6,589,005 B1

WARNING: H&H DOES NOT RECOMMEND TILTING THE SPEEDLOADER[®] BED WHEN THE TRAILER IS NOT COUPLED TO THE TOW VEHICLE.

Model	Description	MSRP
T8.5HD26 MX – Bumper Hitch8.5x26' Heavy Duty SpeedLoader [®] MX; Manual Tandem Tiltbed; 12K GVWR\$5,659.00
T8.5HD28 MX – Bumper Hitch8.5x28' Heavy Duty SpeedLoader [®] MX; Manual Tandem Tiltbed; 12K GVWR\$5,843.00
T8.5HD30 MX – Bumper Hitch8.5x30' Heavy Duty SpeedLoader [®] MX; Manual Tandem Tiltbed; 12K GVWR\$6,028.00
T8.5HD26 EX – Bumper Hitch8.5x26' Heavy Duty SpeedLoader [®] EX; Electric Tandem Tiltbed; 12K GVWR\$6,891.00
T8.5HD28 EX – Bumper Hitch8.5x28' Heavy Duty SpeedLoader [®] EX; Electric Tandem Tiltbed; 12K GVWR\$7,075.00
T8.5HD30 EX – Bumper Hitch8.5x30' Heavy Duty SpeedLoader [®] EX; Electric Tandem Tiltbed; 12K GVWR\$7,259.00
T8.5HD26 EX – Gooseneck8.5x26' Heavy Duty SpeedLoader [®] EX Gooseneck; Electric Tandem Tiltbed; 12K GVWR\$8,289.00
T8.5HD28 EX – Gooseneck8.5x28' Heavy Duty SpeedLoader [®] EX Gooseneck; Electric Tandem Tiltbed; 12K GVWR\$8,473.00
T8.5HD30 EX – Gooseneck8.5x30' Heavy Duty SpeedLoader [®] EX Gooseneck; Electric Tandem Tiltbed; 12K GVWR\$8,658.00
T8.5HD35 EX – Gooseneck8.5x35' Heavy Duty SpeedLoader [®] EX Gooseneck; Electric Tandem Tiltbed; 14K GVWR\$9,961.00
T8.5HD40 EX – Gooseneck8.5x40' Heavy Duty SpeedLoader [®] EX Gooseneck; Electric Tandem Tiltbed; 14K GVWR\$10,889.00
T8.5HD44.5 EX – Gooseneck8.5x44.5' Heavy Duty SpeedLoader [®] EX Gooseneck; Electric Tandem Tiltbed; 14K GVWR\$11,817.00

Upgrade Options	MSRP
14,000lb GVWR package\$385.00
$\frac{3}{16}$ " drive over fenders\$373.00
Fender width deck extensions – full length\$746.00
Removable teardrop fenders\$200.00
E-track (recessed in wood floor) (per foot)\$10.00
D-rings (not recessed) (each)\$33.00



Prices and specifications can and WILL change without notice.